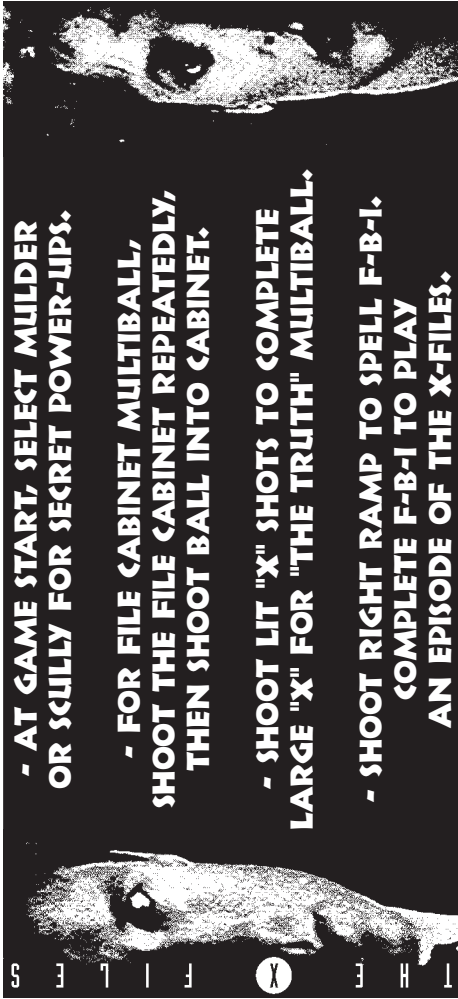


Sega Part N° 755-5146-00 USA



- AT GAME START, SELECT MULDER OR SCULLY FOR SECRET POWER-UPS.

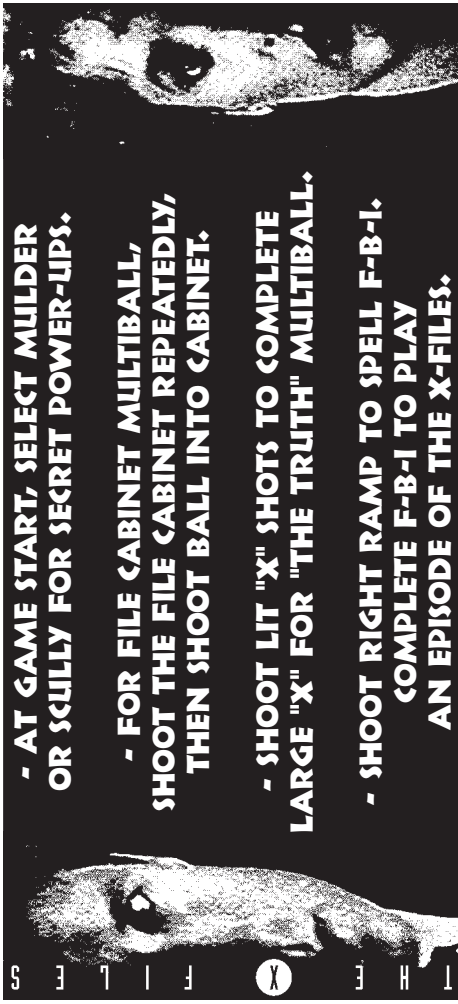
- FOR FILE CABINET MULTIBALL, SHOOT THE FILE CABINET REPEATEDLY, THEN SHOOT BALL INTO CABINET.

- SHOOT LIT "X" SHOTS TO COMPLETE LARGE "X" FOR "THE TRUTH" MULTIBALL.

- SHOOT RIGHT RAMP TO SPELL F-B-I. COMPLETE F-B-I TO PLAY AN EPISODE OF THE X-FILES.

Note to Beginners: To score better, shoot at the ((FLASHING SHOTS))!! Be sure to LOOK UP at the Dot Display for instructions when possible.

Sega Pinball, Inc. TM & © 1997 The X-Files TM & © 1997 Twentieth Century Fox Film Corp. All Rights Reserved. Sega Part N° 755-5146-00 USA



- AT GAME START, SELECT MULDER OR SCULLY FOR SECRET POWER-UPS.

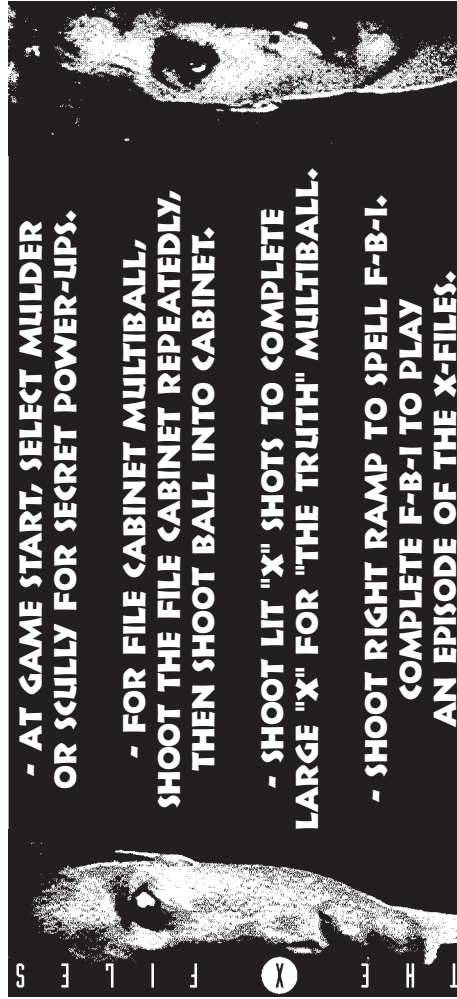
- FOR FILE CABINET MULTIBALL, SHOOT THE FILE CABINET REPEATEDLY, THEN SHOOT BALL INTO CABINET.

- SHOOT LIT "X" SHOTS TO COMPLETE LARGE "X" FOR "THE TRUTH" MULTIBALL.

- SHOOT RIGHT RAMP TO SPELL F-B-I. COMPLETE F-B-I TO PLAY AN EPISODE OF THE X-FILES.

Note to Beginners: To score better, shoot at the ((FLASHING SHOTS))!! Be sure to LOOK UP at the Dot Display for instructions when possible.

Sega Pinball, Inc. TM & © 1997 The X-Files TM & © 1997 Twentieth Century Fox Film Corp. All Rights Reserved. Sega Part N° 755-5146-00 USA



- AT GAME START, SELECT MULDER OR SCULLY FOR SECRET POWER-UPS.

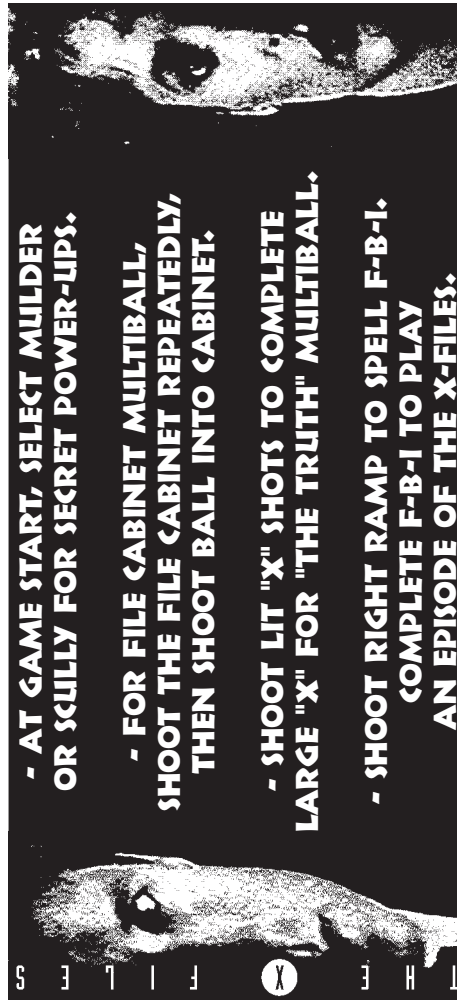
- FOR FILE CABINET MULTIBALL, SHOOT THE FILE CABINET REPEATEDLY, THEN SHOOT BALL INTO CABINET.

- SHOOT LIT "X" SHOTS TO COMPLETE LARGE "X" FOR "THE TRUTH" MULTIBALL.

- SHOOT RIGHT RAMP TO SPELL F-B-I. COMPLETE F-B-I TO PLAY AN EPISODE OF THE X-FILES.

Note to Beginners: To score better, shoot at the ((FLASHING SHOTS))!! Be sure to LOOK UP at the Dot Display for instructions when possible.

Sega Pinball, Inc. TM & © 1997 The X-Files TM & © 1997 Twentieth Century Fox Film Corp. All Rights Reserved. Sega Part N° 755-5146-00 USA



- AT GAME START, SELECT MULDER OR SCULLY FOR SECRET POWER-UPS.

- FOR FILE CABINET MULTIBALL, SHOOT THE FILE CABINET REPEATEDLY, THEN SHOOT BALL INTO CABINET.

- SHOOT LIT "X" SHOTS TO COMPLETE LARGE "X" FOR "THE TRUTH" MULTIBALL.

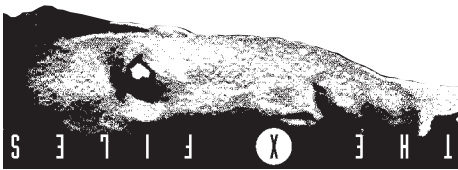
- SHOOT RIGHT RAMP TO SPELL F-B-I. COMPLETE F-B-I TO PLAY AN EPISODE OF THE X-FILES.

Note to Beginners: To score better, shoot at the ((FLASHING SHOTS))!! Be sure to LOOK UP at the Dot Display for instructions when possible.

Sega Pinball, Inc. TM & © 1997 The X-Files TM & © 1997 Twentieth Century Fox Film Corp. All Rights Reserved. Sega Part N° 755-5146-00 USA

CUTTING INSTRUCTIONS: CUT 1/16" FROM RIGHT SIDE. CUT 1-5/16" FROM TOP SIDE & BOTTOM SIDE.

Sega Part N° 755-5146-00 USA



- AT GAME START, SELECT MULDER OR SCULLY FOR SECRET POWER-UPS.

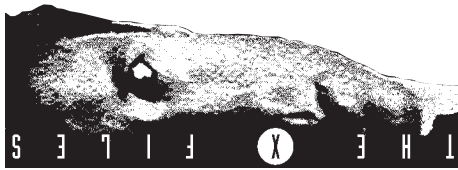
- FOR FILE CABINET MULTIBALL, SHOOT THE FILE CABINET REPEATEDLY, THEN SHOOT BALL INTO CABINET.

- SHOOT LIT "X" SHOTS TO COMPLETE LARGE "X" FOR "THE TRUTH" MULTIBALL.

- SHOOT RIGHT RAMP TO SPELL F-B-I. COMPLETE F-B-I TO PLAY AN EPISODE OF THE X-FILES.

Note to Beginners: To score better, shoot at the ((FLASHING SHOTS))!! Be sure to LOOK UP at the Dot Display for instructions when possible.

Sega Pinball, Inc. TM & © 1997 The X-Files TM & © 1997 Twentieth Century Fox Film Corp. All Rights Reserved. Sega Part N° 755-5146-00 USA



- AT GAME START, SELECT MULDER OR SCULLY FOR SECRET POWER-UPS.

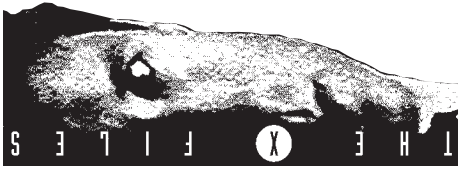
- FOR FILE CABINET MULTIBALL, SHOOT THE FILE CABINET REPEATEDLY, THEN SHOOT BALL INTO CABINET.

- SHOOT LIT "X" SHOTS TO COMPLETE LARGE "X" FOR "THE TRUTH" MULTIBALL.

- SHOOT RIGHT RAMP TO SPELL F-B-I. COMPLETE F-B-I TO PLAY AN EPISODE OF THE X-FILES.

Note to Beginners: To score better, shoot at the ((FLASHING SHOTS))!! Be sure to LOOK UP at the Dot Display for instructions when possible.

Sega Pinball, Inc. TM & © 1997 The X-Files TM & © 1997 Twentieth Century Fox Film Corp. All Rights Reserved. Sega Part N° 755-5146-00 USA



- AT GAME START, SELECT MULDER OR SCULLY FOR SECRET POWER-UPS.

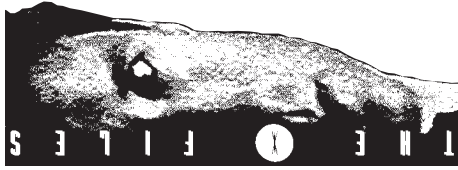

- FOR FILE CABINET MULTIBALL, SHOOT THE FILE CABINET REPEATEDLY, THEN SHOOT BALL INTO CABINET.

- SHOOT LIT "X" SHOTS TO COMPLETE LARGE "X" FOR "THE TRUTH" MULTIBALL.

- SHOOT RIGHT RAMP TO SPELL F-B-I. COMPLETE F-B-I TO PLAY AN EPISODE OF THE X-FILES.

Note to Beginners: To score better, shoot at the ((FLASHING SHOTS))!! Be sure to LOOK UP at the Dot Display for instructions when possible.

Sega Pinball, Inc. TM & © 1997 The X-Files TM & © 1997 Twentieth Century Fox Film Corp. All Rights Reserved. Sega Part N° 755-5146-00 USA



- AT GAME START, SELECT MULDER OR SCULLY FOR SECRET POWER-UPS.


- FOR FILE CABINET MULTIBALL, SHOOT THE FILE CABINET REPEATEDLY, THEN SHOOT BALL INTO CABINET.

- SHOOT LIT "X" SHOTS TO COMPLETE LARGE "X" FOR "THE TRUTH" MULTIBALL.

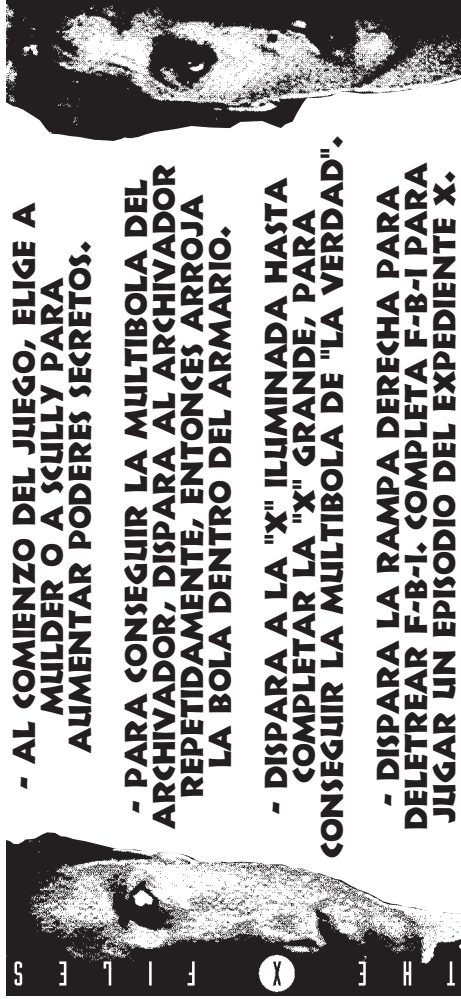
- SHOOT RIGHT RAMP TO SPELL F-B-I. COMPLETE F-B-I TO PLAY AN EPISODE OF THE X-FILES.

Note to Beginners: To score better, shoot at the ((FLASHING SHOTS))!! Be sure to LOOK UP at the Dot Display for instructions when possible.

Sega Pinball, Inc. TM & © 1997 The X-Files TM & © 1997 Twentieth Century Fox Film Corp. All Rights Reserved. Sega Part N° 755-5146-00 USA



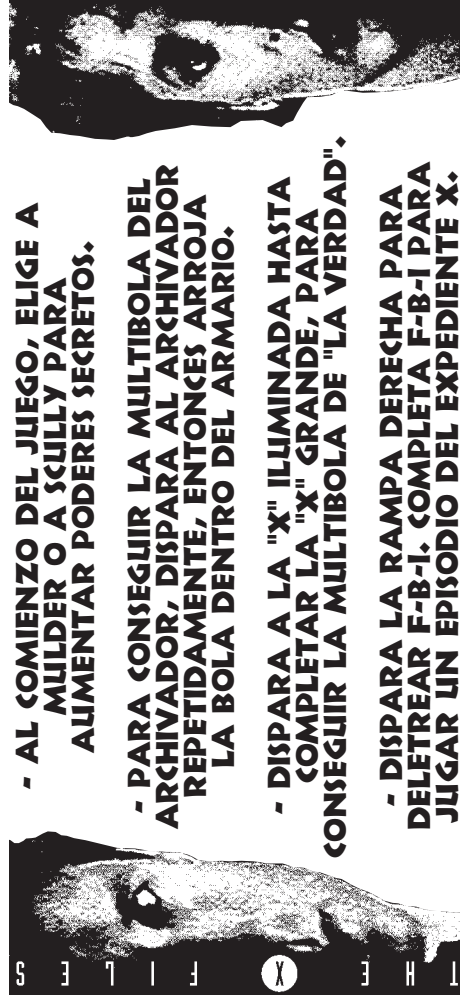
CUTTING INSTRUCTIONS: CUT 1/16" FROM RIGHT SIDE. CUT 1-5/16" FROM TOP SIDE & BOTTOM SIDE.



- AL COMIENZO DEL JUEGO, ELIGE A MULDER O A SCULLY PARA AUMENTAR PODERES SECRETOS.
- PARA CONSEGUIR LA MULTIBOLA DEL ARCHIVADOR, DISPARA AL ARCHIVADOR REPETIDAMENTE, ENTONCES ARROJA LA BOLA DENTRO DEL ARMARIO.
- DISPARA A LA "X" ILUMINADA HASTA COMPLETAR LA "X" GRANDE, PARA CONSEGUIR LA MULTIBOLA DE "LA VERDAD".
- DISPARA LA RAMPA DERECHA PARA DELETREAR F-B-I. COMPLETA F-B-I PARA JUGAR UN EPISODIO DEL EXPEDIENTE X.

Nota para *princi pantes*: Para hacer más puntos dispare a los destellos luminosos ("Flashing Shoots"). Asegurese de mirar al Display para seguir las instrucciones cuando sea posible.

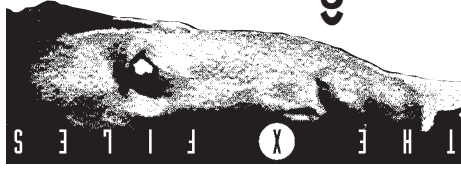
Sega Pinball, Inc. TM & © 1997 The X-Files TM & © 1997. Twentieth Century Fox Film Corp. All Rights Reserved. Sega Part Nº 755-5146-02 SPANISH



- AL COMIENZO DEL JUEGO, ELIGE A MULDER O A SCULLY PARA AUMENTAR PODERES SECRETOS.
- PARA CONSEGUIR LA MULTIBOLA DEL ARCHIVADOR, DISPARA AL ARCHIVADOR REPETIDAMENTE, ENTONCES ARROJA LA BOLA DENTRO DEL ARMARIO.
- DISPARA A LA "X" ILUMINADA HASTA COMPLETAR LA "X" GRANDE, PARA CONSEGUIR LA MULTIBOLA DE "LA VERDAD".
- DISPARA LA RAMPA DERECHA PARA DELETREAR F-B-I. COMPLETA F-B-I PARA JUGAR UN EPISODIO DEL EXPEDIENTE X.

Nota para *princi pantes*: Para hacer más puntos dispare a los destellos luminosos ("Flashing Shoots"). Asegurese de mirar al Display para seguir las instrucciones cuando sea posible.

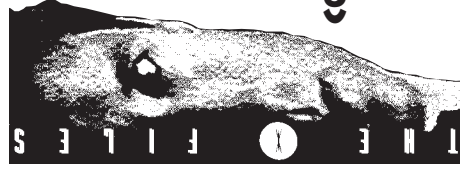
Sega Pinball, Inc. TM & © 1997 The X-Files TM & © 1997. Twentieth Century Fox Film Corp. All Rights Reserved. Sega Part Nº 755-5146-02 SPANISH



- AL COMIENZO DEL JUEGO, ELIGE A MULDER O A SCULLY PARA AUMENTAR PODERES SECRETOS.
- PARA CONSEGUIR LA MULTIBOLA DEL ARCHIVADOR, DISPARA AL ARCHIVADOR REPETIDAMENTE, ENTONCES ARROJA LA BOLA DENTRO DEL ARMARIO.
- DISPARA A LA "X" ILUMINADA HASTA COMPLETAR LA "X" GRANDE, PARA CONSEGUIR LA MULTIBOLA DE "LA VERDAD".
- DISPARA LA RAMPA DERECHA PARA DELETREAR F-B-I. COMPLETA F-B-I PARA JUGAR UN EPISODIO DEL EXPEDIENTE X.

Nota para *princi pantes*: Para hacer más puntos dispare a los destellos luminosos ("Flashing Shoots"). Asegurese de mirar al Display para seguir las instrucciones cuando sea posible.

Sega Pinball, Inc. TM & © 1997 The X-Files TM & © 1997. Twentieth Century Fox Film Corp. All Rights Reserved. Sega Part Nº 755-5146-02 SPANISH

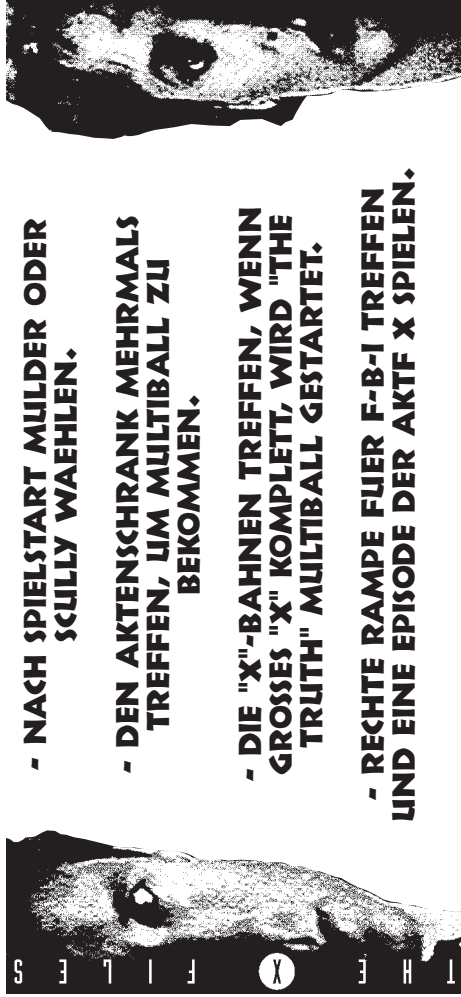


- AL COMIENZO DEL JUEGO, ELIGE A MULDER O A SCULLY PARA AUMENTAR PODERES SECRETOS.
- PARA CONSEGUIR LA MULTIBOLA DEL ARCHIVADOR, DISPARA AL ARCHIVADOR REPETIDAMENTE, ENTONCES ARROJA LA BOLA DENTRO DEL ARMARIO.
- DISPARA A LA "X" ILUMINADA HASTA COMPLETAR LA "X" GRANDE, PARA CONSEGUIR LA MULTIBOLA DE "LA VERDAD".
- DISPARA LA RAMPA DERECHA PARA DELETREAR F-B-I. COMPLETA F-B-I PARA JUGAR UN EPISODIO DEL EXPEDIENTE X.

Nota para *princi pantes*: Para hacer más puntos dispare a los destellos luminosos ("Flashing Shoots"). Asegurese de mirar al Display para seguir las instrucciones cuando sea posible.

Sega Pinball, Inc. TM & © 1997 The X-Files TM & © 1997. Twentieth Century Fox Film Corp. All Rights Reserved. Sega Part Nº 755-5146-02 SPANISH

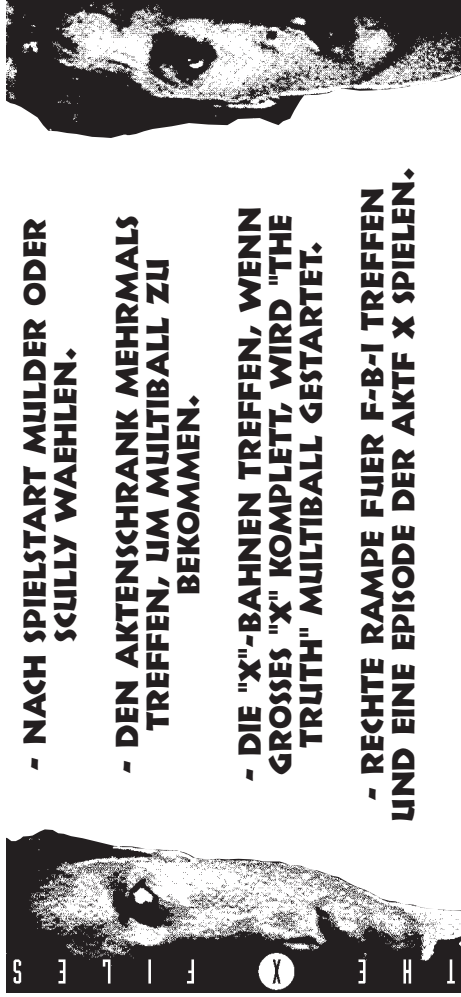
Sega Part N° 755-5146-03 GERMAN



- NACH SPIELSTART MULDER ODER SCULLY WAEHLEN.
- DEN AKTENSCHRANK MEHRMALS TREFFEN, UM MULTIBALL ZU BEKOMMEN.
- DIE "X"-BAHNEN TREFFEN, WENN GROSSES "X" KOMPLETT, WIRD "THE TRUTH" MULTIBALL GESTARTET.
- RECHTE RAMPE FUER F-B-I TREFFEN LIND EINE EPISODE DER AKTF X SPIELEN.

Tips für Anfänger: Für mehr Punkte ((blinkendes Ziel)) treffen. Für Spielanweisungen das Display möglichst beachten.


Sega Pinball, Inc. TM & © 1997 The X-Files TM & © 1997 Twentieth Century Fox Film Corp. All Rights Reserved. Sega Part N° 755-5146-03 GERMAN



- NACH SPIELSTART MULDER ODER SCULLY WAEHLEN.
- DEN AKTENSCHRANK MEHRMALS TREFFEN, UM MULTIBALL ZU BEKOMMEN.
- DIE "X"-BAHNEN TREFFEN, WENN GROSSES "X" KOMPLETT, WIRD "THE TRUTH" MULTIBALL GESTARTET.
- RECHTE RAMPE FUER F-B-I TREFFEN LIND EINE EPISODE DER AKTF X SPIELEN.

Tips für Anfänger: Für mehr Punkte ((blinkendes Ziel)) treffen. Für Spielanweisungen das Display möglichst beachten.

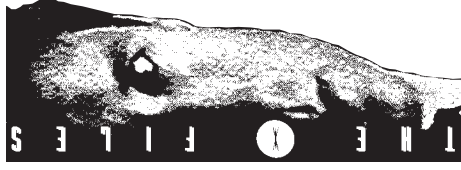
Sega Pinball, Inc. TM & © 1997 The X-Files TM & © 1997 Twentieth Century Fox Film Corp. All Rights Reserved. Sega Part N° 755-5146-03 GERMAN



- NACH SPIELSTART MULDER ODER SCULLY WAEHLEN.
- DEN AKTENSCHRANK MEHRMALS TREFFEN, UM MULTIBALL ZU BEKOMMEN.
- DIE "X"-BAHNEN TREFFEN, WENN GROSSES "X" KOMPLETT, WIRD "THE TRUTH" MULTIBALL GESTARTET.
- RECHTE RAMPE FUER F-B-I TREFFEN LIND EINE EPISODE DER AKTF X SPIELEN.

Tips für Anfänger: Für mehr Punkte ((blinkendes Ziel)) treffen. Für Spielanweisungen das Display möglichst beachten.

Sega Pinball, Inc. TM & © 1997 The X-Files TM & © 1997 Twentieth Century Fox Film Corp. All Rights Reserved. Sega Part N° 755-5146-03 GERMAN

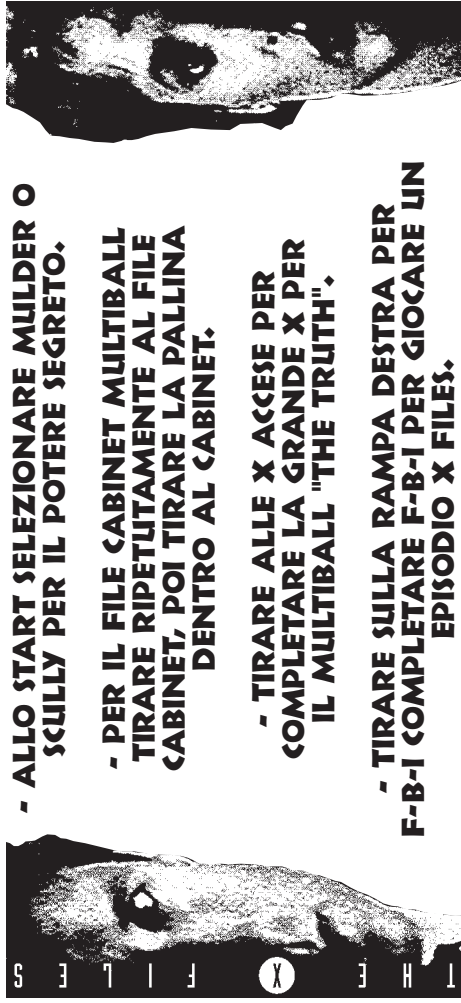


- NACH SPIELSTART MULDER ODER SCULLY WAEHLEN.
- DEN AKTENSCHRANK MEHRMALS TREFFEN, UM MULTIBALL ZU BEKOMMEN.
- DIE "X"-BAHNEN TREFFEN, WENN GROSSES "X" KOMPLETT, WIRD "THE TRUTH" MULTIBALL GESTARTET.
- RECHTE RAMPE FUER F-B-I TREFFEN LIND EINE EPISODE DER AKTF X SPIELEN.

Tips für Anfänger: Für mehr Punkte ((blinkendes Ziel)) treffen. Für Spielanweisungen das Display möglichst beachten.

Sega Pinball, Inc. TM & © 1997 The X-Files TM & © 1997 Twentieth Century Fox Film Corp. All Rights Reserved. Sega Part N° 755-5146-03 GERMAN

CUTTING INSTRUCTIONS: CUT 1/16" FROM RIGHT SIDE. CUT 1-5/16" FROM TOP SIDE & BOTTOM SIDE.

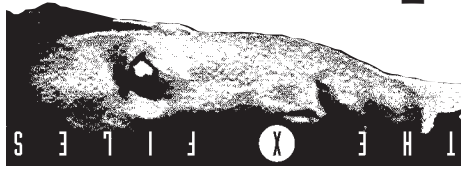


- ALLO START SELEZIONARE MULDER O SCULLY PER IL POTERE SEGRETO.
- PER IL FILE CABINET MULTIBALL TIRARE RIPETUTAMENTE AL FILE CABINET, POI TIRARE LA PALLINA DENTRO AL CABINET.
- TIRARE ALLE X ACCESE PER COMPLETARE LA GRANDE X PER IL MULTIBALL "THE TRUTH".
- TIRARE SULLA RAMPA DESTRA PER F-B-I COMPLETARE F-B-I PER GIOCARE UN EPISODIO X FILES.

PER I PRINCIPIANTI: PER FARE PIU' PUNTI, TIRARE AL ((FLASHING SHOTS)). ACCERTARSI DI CONTROLLARE LE ISTRUZIONI SUL DISPLAY QUANDO POSSIBILE.

Sega Pinball, Inc. TM & © 1997 The X-Files TM & © 1997 Twentieth Century Fox Film Corp. All Rights Reserved.

Sega Part N° 755-5146-04 ITALIAN

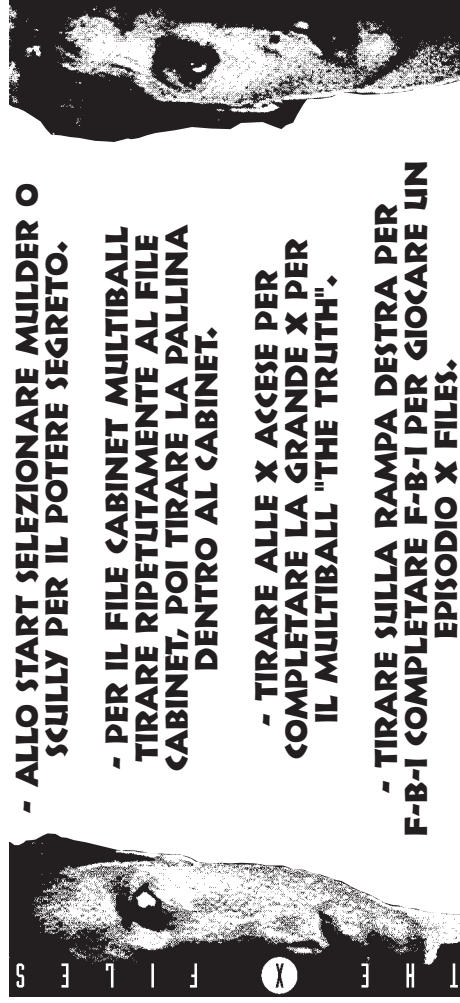


- ALLO START SELEZIONARE MULDER O SCULLY PER IL POTERE SEGRETO.
- PER IL FILE CABINET MULTIBALL TIRARE RIPETUTAMENTE AL FILE CABINET, POI TIRARE LA PALLINA DENTRO AL CABINET.
- TIRARE ALLE X ACCESE PER COMPLETARE LA GRANDE X PER IL MULTIBALL "THE TRUTH".
- TIRARE SULLA RAMPA DESTRA PER F-B-I COMPLETARE F-B-I PER GIOCARE UN EPISODIO X FILES.

PER I PRINCIPIANTI: PER FARE PIU' PUNTI, TIRARE AL ((FLASHING SHOTS)). ACCERTARSI DI CONTROLLARE LE ISTRUZIONI SUL DISPLAY QUANDO POSSIBILE.

Sega Pinball, Inc. TM & © 1997 The X-Files TM & © 1997 Twentieth Century Fox Film Corp. All Rights Reserved.

Sega Part N° 755-5146-04 ITALIAN

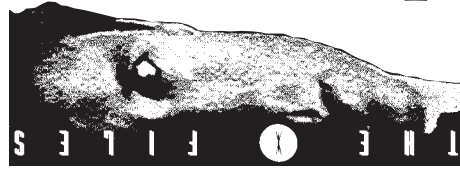


- ALLO START SELEZIONARE MULDER O SCULLY PER IL POTERE SEGRETO.
- PER IL FILE CABINET MULTIBALL TIRARE RIPETUTAMENTE AL FILE CABINET, POI TIRARE LA PALLINA DENTRO AL CABINET.
- TIRARE ALLE X ACCESE PER COMPLETARE LA GRANDE X PER IL MULTIBALL "THE TRUTH".
- TIRARE SULLA RAMPA DESTRA PER F-B-I COMPLETARE F-B-I PER GIOCARE UN EPISODIO X FILES.

PER I PRINCIPIANTI: PER FARE PIU' PUNTI, TIRARE AL ((FLASHING SHOTS)). ACCERTARSI DI CONTROLLARE LE ISTRUZIONI SUL DISPLAY QUANDO POSSIBILE.

Sega Pinball, Inc. TM & © 1997 The X-Files TM & © 1997 Twentieth Century Fox Film Corp. All Rights Reserved.

Sega Part N° 755-5146-04 ITALIAN

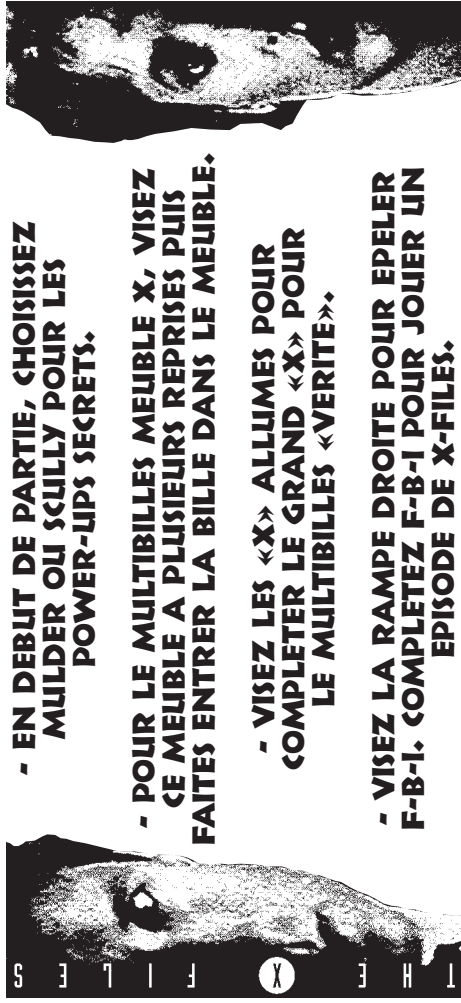


- ALLO START SELEZIONARE MULDER O SCULLY PER IL POTERE SEGRETO.
- PER IL FILE CABINET MULTIBALL TIRARE RIPETUTAMENTE AL FILE CABINET, POI TIRARE LA PALLINA DENTRO AL CABINET.
- TIRARE ALLE X ACCESE PER COMPLETARE LA GRANDE X PER IL MULTIBALL "THE TRUTH".
- TIRARE SULLA RAMPA DESTRA PER F-B-I COMPLETARE F-B-I PER GIOCARE UN EPISODIO X FILES.

PER I PRINCIPIANTI: PER FARE PIU' PUNTI, TIRARE AL ((FLASHING SHOTS)). ACCERTARSI DI CONTROLLARE LE ISTRUZIONI SUL DISPLAY QUANDO POSSIBILE.

Sega Pinball, Inc. TM & © 1997 The X-Files TM & © 1997 Twentieth Century Fox Film Corp. All Rights Reserved.

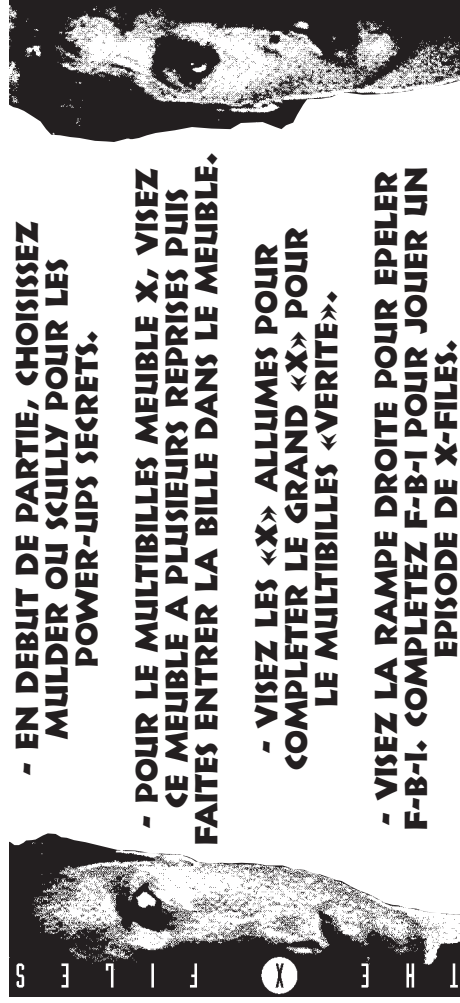
Sega Part N° 755-5146-04 ITALIAN



- EN DEBUT DE PARTIE, CHOISISSEZ MULDER OU SCULLY POUR LES POWER-LIPS SECRETS.
- POUR LE MULTIBILLES MEUBLE X, VISEZ CE MEUBLE A PLUSIEURS REPRISES PLUS FAITES ENTRER LA BILLE DANS LE MEUBLE.
- VISEZ LES «X» ALLUMES POUR COMPLETER LE GRAND «X» POUR LE MULTIBILLES «VERITE».
- VISEZ LA RAMPE DROITE POUR EPELER F-B-I. COMPLETEZ F-B-I POUR JOUER UN EPISODE DE X-FILES.

Info pour les débutants: Pour un meilleur score, visez ((ce qui clignote)). Quand c'est possible, assurez-vous que vous REGARDEZ l'afficheur donnant des instructions.

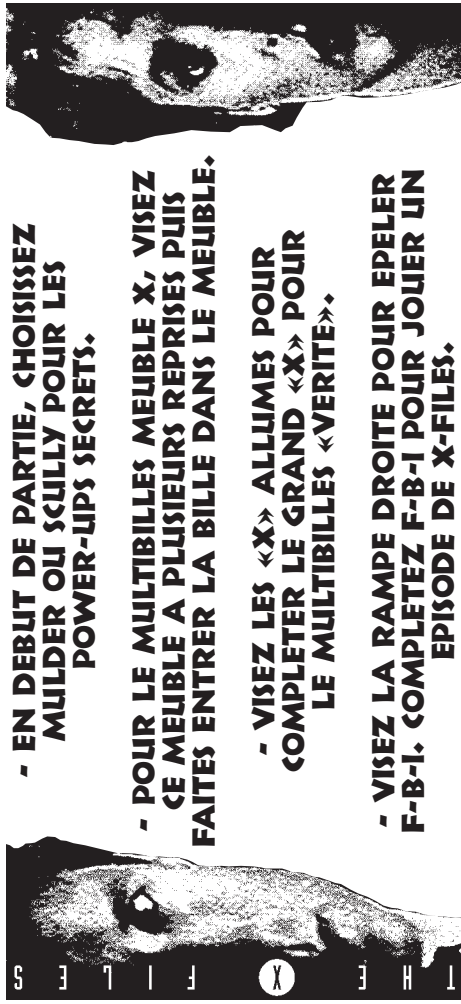
Sega Pinball, Inc. TM & © 1997 The X-Files TM & © 1997 Twentieth Century Fox Film Corp. All Rights Reserved. Sega Part N° 755-5146-05 FRENCH



- EN DEBUT DE PARTIE, CHOISISSEZ MULDER OU SCULLY POUR LES POWER-LIPS SECRETS.
- POUR LE MULTIBILLES MEUBLE X, VISEZ CE MEUBLE A PLUSIEURS REPRISES PLUS FAITES ENTRER LA BILLE DANS LE MEUBLE.
- VISEZ LES «X» ALLUMES POUR COMPLETER LE GRAND «X» POUR LE MULTIBILLES «VERITE».
- VISEZ LA RAMPE DROITE POUR EPELER F-B-I. COMPLETEZ F-B-I POUR JOUER UN EPISODE DE X-FILES.

Info pour les débutants: Pour un meilleur score, visez ((ce qui clignote)). Quand c'est possible, assurez-vous que vous REGARDEZ l'afficheur donnant des instructions.

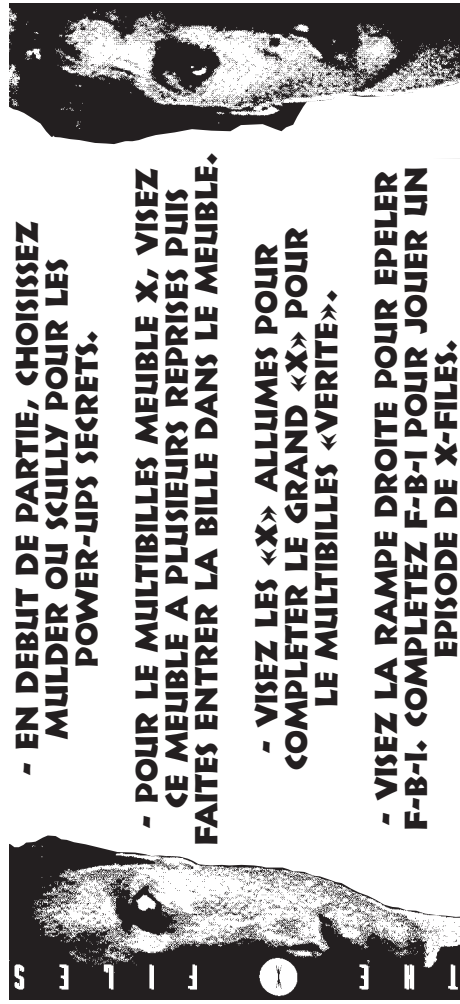
Sega Pinball, Inc. TM & © 1997 The X-Files TM & © 1997 Twentieth Century Fox Film Corp. All Rights Reserved. Sega Part N° 755-5146-05 FRENCH



- EN DEBUT DE PARTIE, CHOISISSEZ MULDER OU SCULLY POUR LES POWER-LIPS SECRETS.
- POUR LE MULTIBILLES MEUBLE X, VISEZ CE MEUBLE A PLUSIEURS REPRISES PLUS FAITES ENTRER LA BILLE DANS LE MEUBLE.
- VISEZ LES «X» ALLUMES POUR COMPLETER LE GRAND «X» POUR LE MULTIBILLES «VERITE».
- VISEZ LA RAMPE DROITE POUR EPELER F-B-I. COMPLETEZ F-B-I POUR JOUER UN EPISODE DE X-FILES.

Info pour les débutants: Pour un meilleur score, visez ((ce qui clignote)). Quand c'est possible, assurez-vous que vous REGARDEZ l'afficheur donnant des instructions.

Sega Pinball, Inc. TM & © 1997 The X-Files TM & © 1997 Twentieth Century Fox Film Corp. All Rights Reserved. Sega Part N° 755-5146-05 FRENCH



- EN DEBUT DE PARTIE, CHOISISSEZ MULDER OU SCULLY POUR LES POWER-LIPS SECRETS.
- POUR LE MULTIBILLES MEUBLE X, VISEZ CE MEUBLE A PLUSIEURS REPRISES PLUS FAITES ENTRER LA BILLE DANS LE MEUBLE.
- VISEZ LES «X» ALLUMES POUR COMPLETER LE GRAND «X» POUR LE MULTIBILLES «VERITE».
- VISEZ LA RAMPE DROITE POUR EPELER F-B-I. COMPLETEZ F-B-I POUR JOUER UN EPISODE DE X-FILES.

Info pour les débutants: Pour un meilleur score, visez ((ce qui clignote)). Quand c'est possible, assurez-vous que vous REGARDEZ l'afficheur donnant des instructions.

Sega Pinball, Inc. TM & © 1997 The X-Files TM & © 1997 Twentieth Century Fox Film Corp. All Rights Reserved. Sega Part N° 755-5146-05 FRENCH

Sega Part N° 755-5146-06 DUTCH

- **KIES MULDER OF SCULLY BIJ SPELBEGIN VOOR GEHEIME "POWER-LIPS".**
- **SCHIEET DE BAL HERHAALDELIJK TEGEN DE DOSSIERKAST EN VERVOLGENS IN DE KAST VOOR "FILE CABINET MULTIBALL".**
- **RAAK DE VERLICHTE "X" -DOELEN OM DE GROTE "X" TE COMPLETEREN VOOR "THE TRUTH MULTIBALL".**
- **SCHIEET DE BAL DOOR DE RECHTERRAMP OM F-B-I TE SPELLEN. COMPLETEER F-B-I OM EEN AFLEVERING VAN 'THE X-FILES' NA SPELEN.**

Advies ann beginnende spelers: Raak de knipperende doelen om een hogere score te halen. Indien mogelijk, kijk dan regelmatig naar het display voor instructies.

Sega Pinball, Inc. TM & © 1997 The X-Files TM & © 1997 Twentieth Century Fox Film Corp. All Rights Reserved.

Sega Part N° 755-5146-06 DUTCH



- **KIES MULDER OF SCULLY BIJ SPELBEGIN VOOR GEHEIME "POWER-LIPS".**
- **SCHIEET DE BAL HERHAALDELIJK TEGEN DE DOSSIERKAST EN VERVOLGENS IN DE KAST VOOR "FILE CABINET MULTIBALL".**
- **RAAK DE VERLICHTE "X" -DOELEN OM DE GROTE "X" TE COMPLETEREN VOOR "THE TRUTH MULTIBALL".**
- **SCHIEET DE BAL DOOR DE RECHTERRAMP OM F-B-I TE SPELLEN. COMPLETEER F-B-I OM EEN AFLEVERING VAN 'THE X-FILES' NA SPELEN.**

Advies ann beginnende spelers: Raak de knipperende doelen om een hogere score te halen. Indien mogelijk, kijk dan regelmatig naar het display voor instructies.

Sega Pinball, Inc. TM & © 1997 The X-Files TM & © 1997 Twentieth Century Fox Film Corp. All Rights Reserved.

Sega Part N° 755-5146-06 DUTCH



- **KIES MULDER OF SCULLY BIJ SPELBEGIN VOOR GEHEIME "POWER-LIPS".**

- **SCHIEET DE BAL HERHAALDELIJK TEGEN DE DOSSIERKAST EN VERVOLGENS IN DE KAST VOOR "FILE CABINET MULTIBALL".**

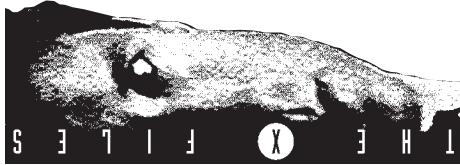
- **RAAK DE VERLICHTE "X" -DOELEN OM DE GROTE "X" TE COMPLETEREN VOOR "THE TRUTH MULTIBALL".**

- **SCHIEET DE BAL DOOR DE RECHTERRAMP OM F-B-I TE SPELLEN. COMPLETEER F-B-I OM EEN AFLEVERING VAN 'THE X-FILES' NA SPELEN.**

Advies ann beginnende spelers: Raak de knipperende doelen om een hogere score te halen. Indien mogelijk, kijk dan regelmatig naar het display voor instructies.

Sega Pinball, Inc. TM & © 1997 The X-Files TM & © 1997 Twentieth Century Fox Film Corp. All Rights Reserved.

Sega Part N° 755-5146-06 DUTCH



- **KIES MULDER OF SCULLY BIJ SPELBEGIN VOOR GEHEIME "POWER-LIPS".**

- **SCHIEET DE BAL HERHAALDELIJK TEGEN DE DOSSIERKAST EN VERVOLGENS IN DE KAST VOOR "FILE CABINET MULTIBALL".**

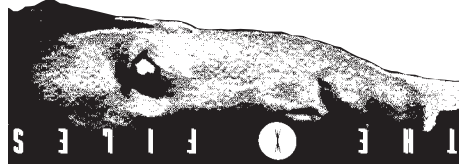
- **RAAK DE VERLICHTE "X" -DOELEN OM DE GROTE "X" TE COMPLETEREN VOOR "THE TRUTH MULTIBALL".**

- **SCHIEET DE BAL DOOR DE RECHTERRAMP OM F-B-I TE SPELLEN. COMPLETEER F-B-I OM EEN AFLEVERING VAN 'THE X-FILES' NA SPELEN.**

Advies ann beginnende spelers: Raak de knipperende doelen om een hogere score te halen. Indien mogelijk, kijk dan regelmatig naar het display voor instructies.

Sega Pinball, Inc. TM & © 1997 The X-Files TM & © 1997 Twentieth Century Fox Film Corp. All Rights Reserved.

Sega Part N° 755-5146-06 DUTCH



CUTTING INSTRUCTIONS: CUT 1/16" FROM RIGHT SIDE. CUT 1-5/16" FROM TOP SIDE & BOTTOM SIDE.