

PINBALL 2000 SCHEMATIC MANUAL

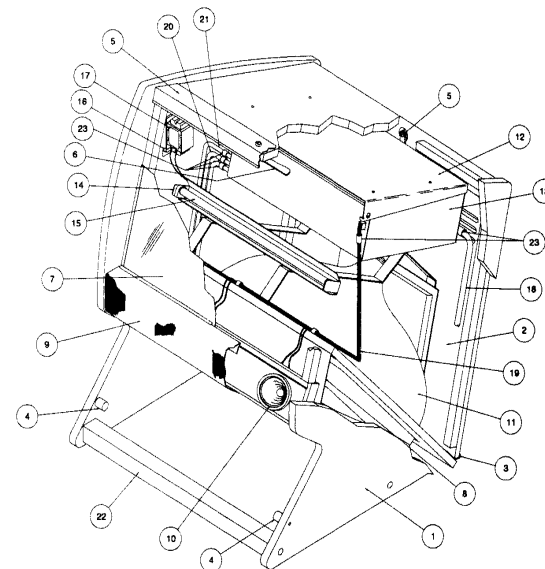
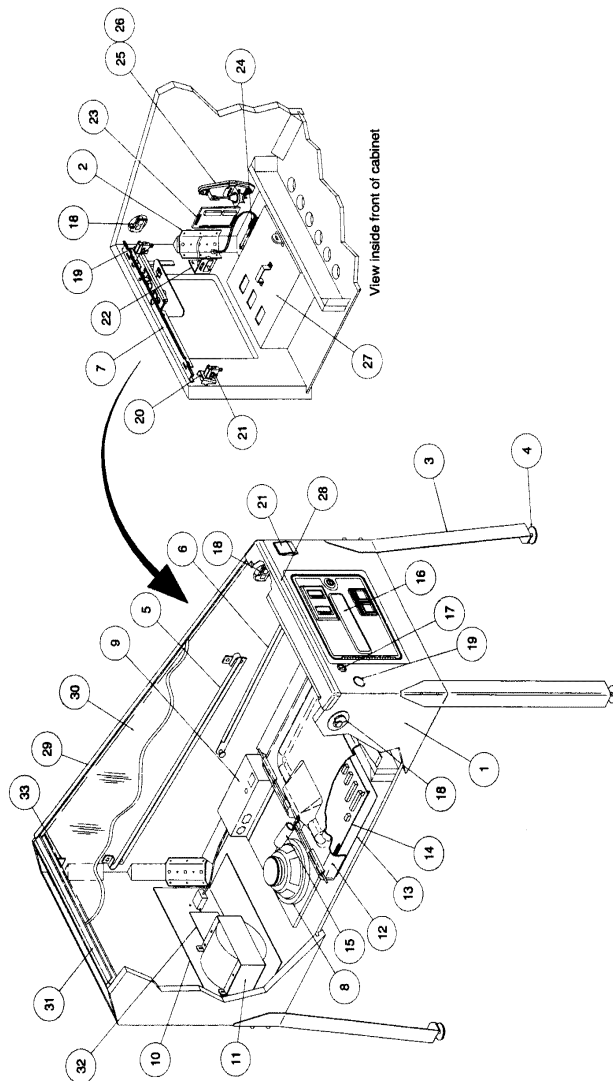
INCLUDING CABINET AND BACKBOX PARTS

**Williams Electronics Games, Inc.
3401 North California Avenue
Chicago, IL 60618**

TABLE OF CONTENTS

CABINET AND BACKBOX PARTS.....	1
POWER WIRING.....	2
AUDIO AMP SCHEMATIC.....	4
PRISM ROM DAUGHTER SCHEMATIC.....	5
PRISM MAIN SCHEMATIC.....	6
POWER DRIVER SCHEMATIC.....	9

Item	Part Number	Description
1	04-12480.4	Cabinet
2	01-11400-1	Leg Mounting Bracket (x4)
3	A-19514-6	Leg Assembly – Black Ridge (x4)
4	08-7377	Leg Leveler/Adjuster (x4)
5	01-15132-1	Playfield Slide Track – Right
6	04-12610	Stay Arm
7	A-22996	Lockdown Bracket Assembly
8	5555-16059-00	Speaker, 6.5" Woofer, 4c
9	A-22966	Power Control Box Assembly
10	04-12596.1	Drip Plate
11	5610-15930-00	Transformer Assembly
12	A-22998	Driver Board Cover Assembly
13	01-15146	Driver Board Back Plate
14	04-12329	Power Driver Board PCB Assembly
15	03-10011	Cover Stop Tube
16	09-96012-33	Coin Door – USA
17	20-10690	Hand Molding Lock
18	A-22984	Flipper Button Assembly (x2)
19	See Game Manual	Push Button w/Switch
20	01-15184	Launch Button Bracket
21	See Game Manual	Push Button w/Switch
22	A-23024	Coin Door Interlock Switch Assembly
23	A-22964	Coin door Interface PCB Assembly & Spacer
24	A-17195-2	Tilt Switch Assembly w/Cable
25	04-10346.1	Tilt Mechanism Assembly
26	20-6502-A	Plumb Bob
27	A-23139	4-Ball Cash Box Assembly
28	A-22997	Hand Molding Assembly
29	A-22976-1	Side Molding Assembly (x2)
30	04-12739-1	Tinted Playfield Glass Assembly
31	03-8091	Rear Molding
32	01-15214	Hole Cover
33	01-15212	Cabinet Corner Bracket



Miscellaneous Parts: (Not Shown)

Part Number	Description
01-15132-2	Playfield Slide Track – Left
04-12628.2	Safety Pin Bracket
01-15136-1-2	Lock Plate
See Game Manual	Cordset
20-6500	Steel Ball, &1 1/16" (x4)
01-6389-1	Cash Box lock Bracket

Cabinet Cables:

Part Number	Description
H-22740-2.1	Cabinet Cable
H-22740-1.2	Cabinet Cable
H-22736	Secondary Power Cable
See Game Manual	Cabinet Power/Speaker Cable
See Game Manual	Cabinet Switch/Lamp Cable

Item	Part Number	Description
1	04-12489.4	Back Box
2	A-22982	Back Boor Assembly
3	01-15131	Door Channel
4	03-9992	Knob
5	A-22981	Lock & Plate Assembly
6	01-15134	Front Lock Cam
7	A-22975-50070	Marquee Assembly
8	04-12607.1	Speaker Grill Bracket
9	01-12606.1	Speaker Grill
10	5555-15580-00	Speaker - 4c, 25W
11	5675-16058-01	Monitor – 19"
12	01-15130.1	Computer Case Mounting Bracket
13	See Game Manual	Computer Case Assembly
14	A-22980	Fluorescent Lamp Assembly

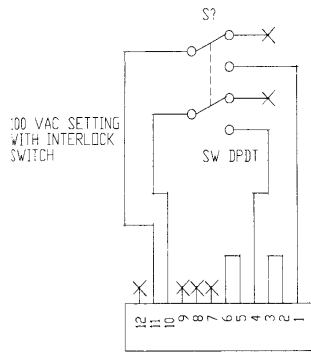
Item	Part Number	Description
15	24-8809	Fluorescent Lamp 15W, 18"
16	04-12752	Ballast Mounting Bracket
17	A-23155	Ballast Assembly
18	A-23160	CPU/AC Power Cable
19	H-22737-1	AC/Speaker Cable
20	20-10583	Extension Cable db09 – 10ft
21	20-10584	Extension Cable db25 – 10ft

Miscellaneous Parts:

Item	Part Number	Description
22	11-1464	Back Box Shipping Brace
23	5556-15272-00	Ferrite

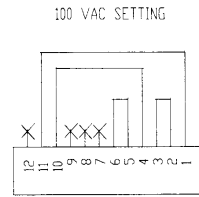
NOTE: These part numbers are for reference only. Check the game manual for specific numbers.

For Japan

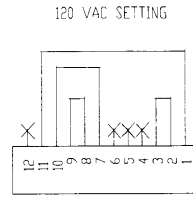


H-22990-3

For Domestic (low line)

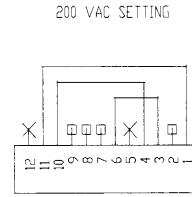


For Domestic

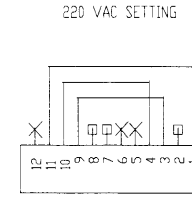


H-22990-1

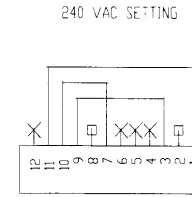
For Europe (low line)



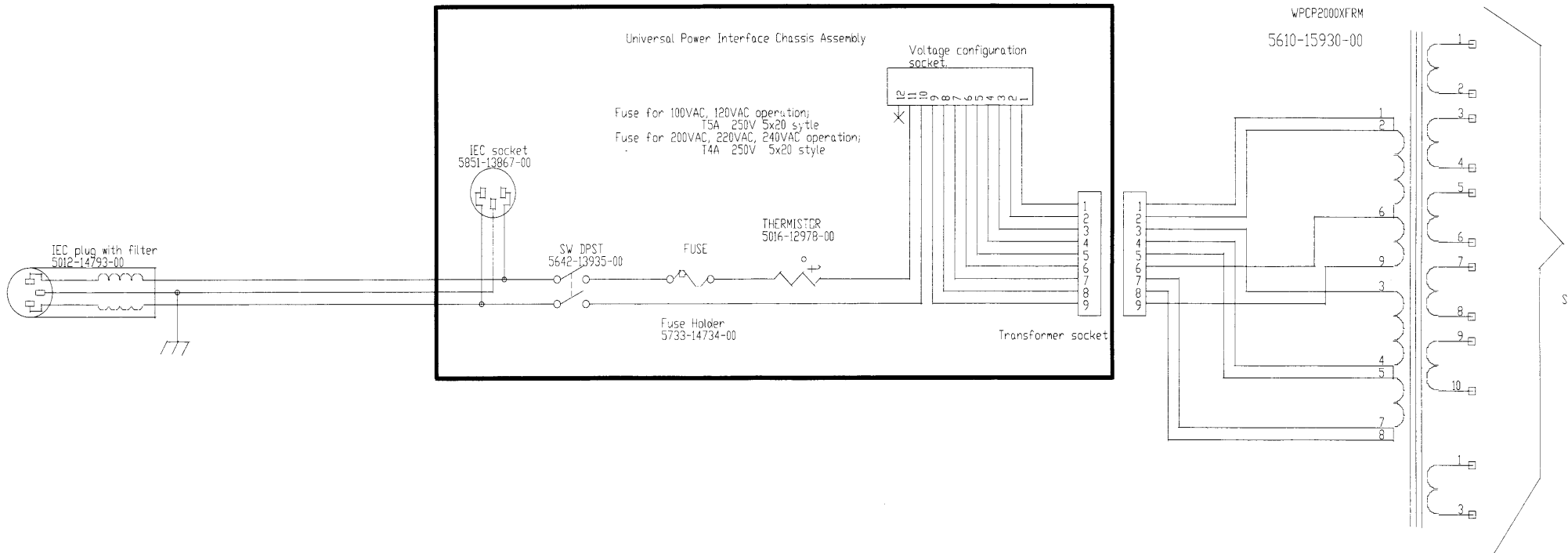
For Europe



For Europe (high line)

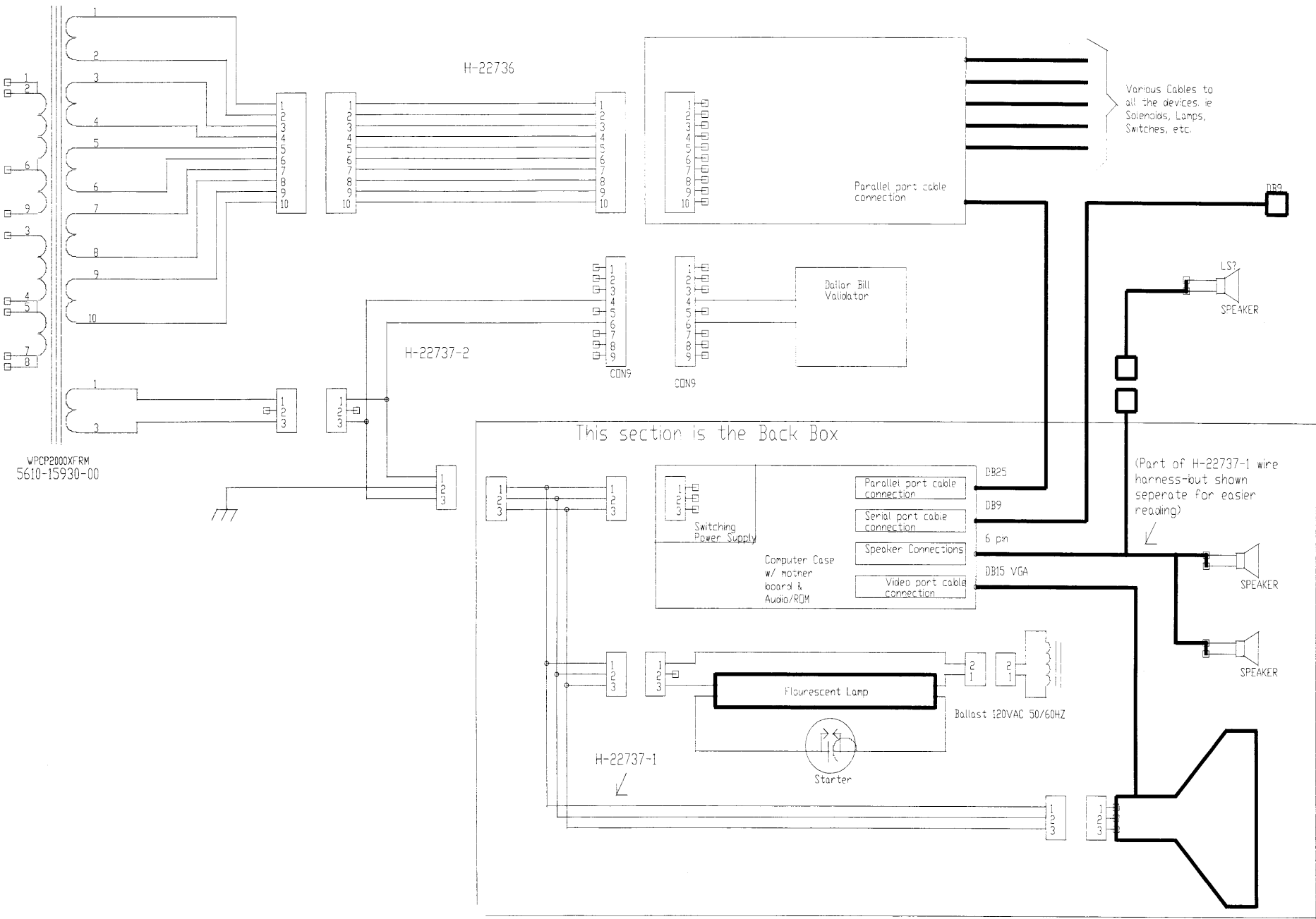


H-22990-2



See page 2

See page 1



WPCP2000XFRM
5610-15930-00

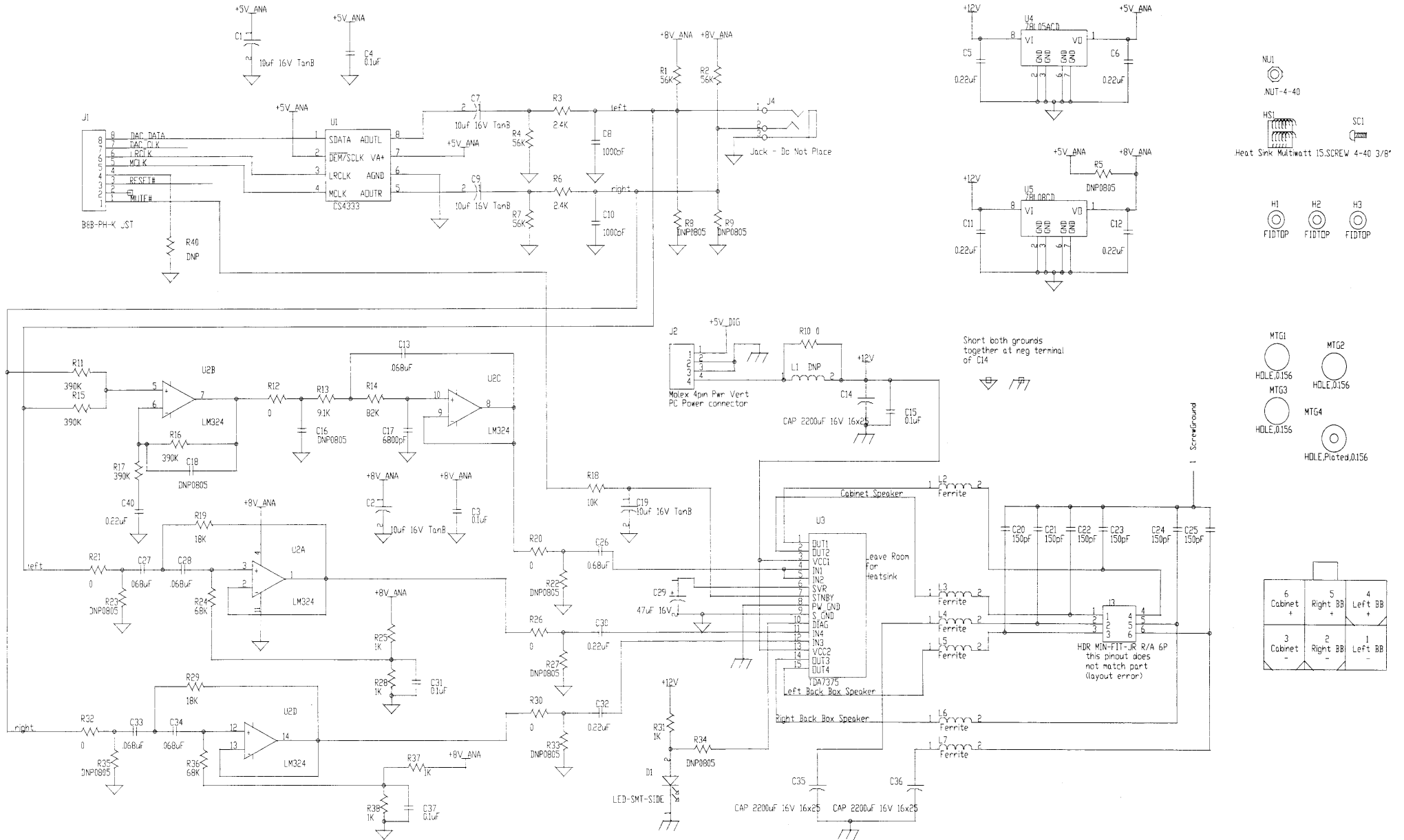
H-22736

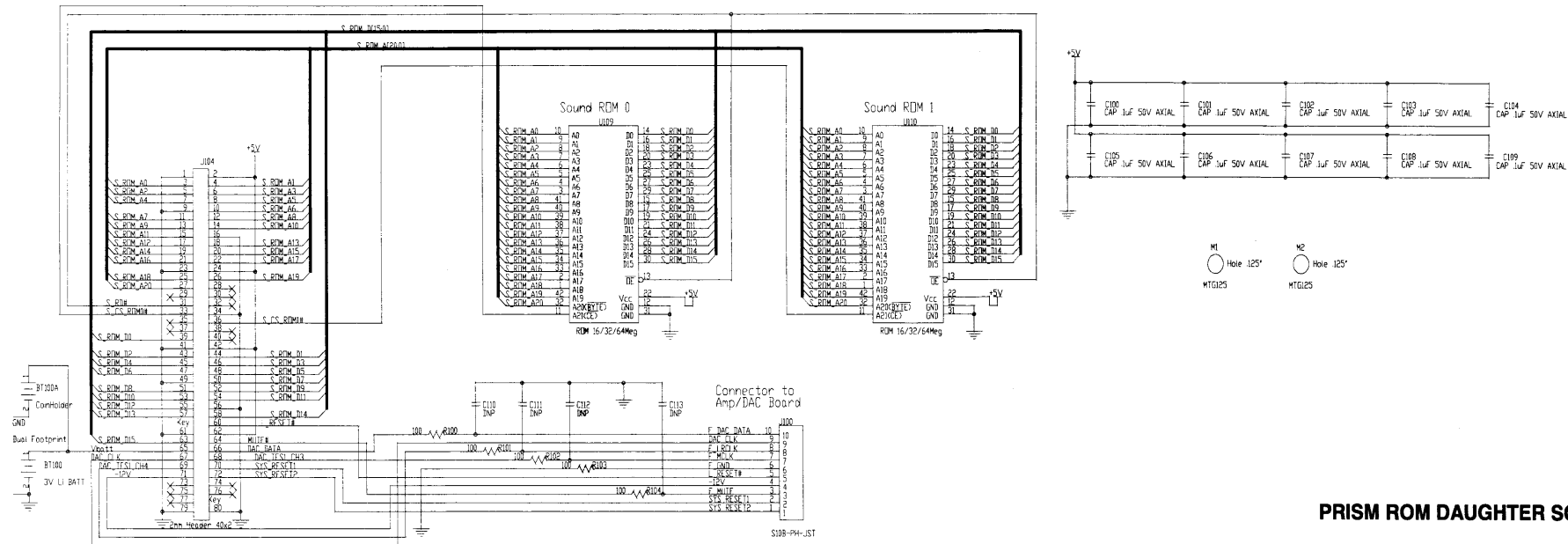
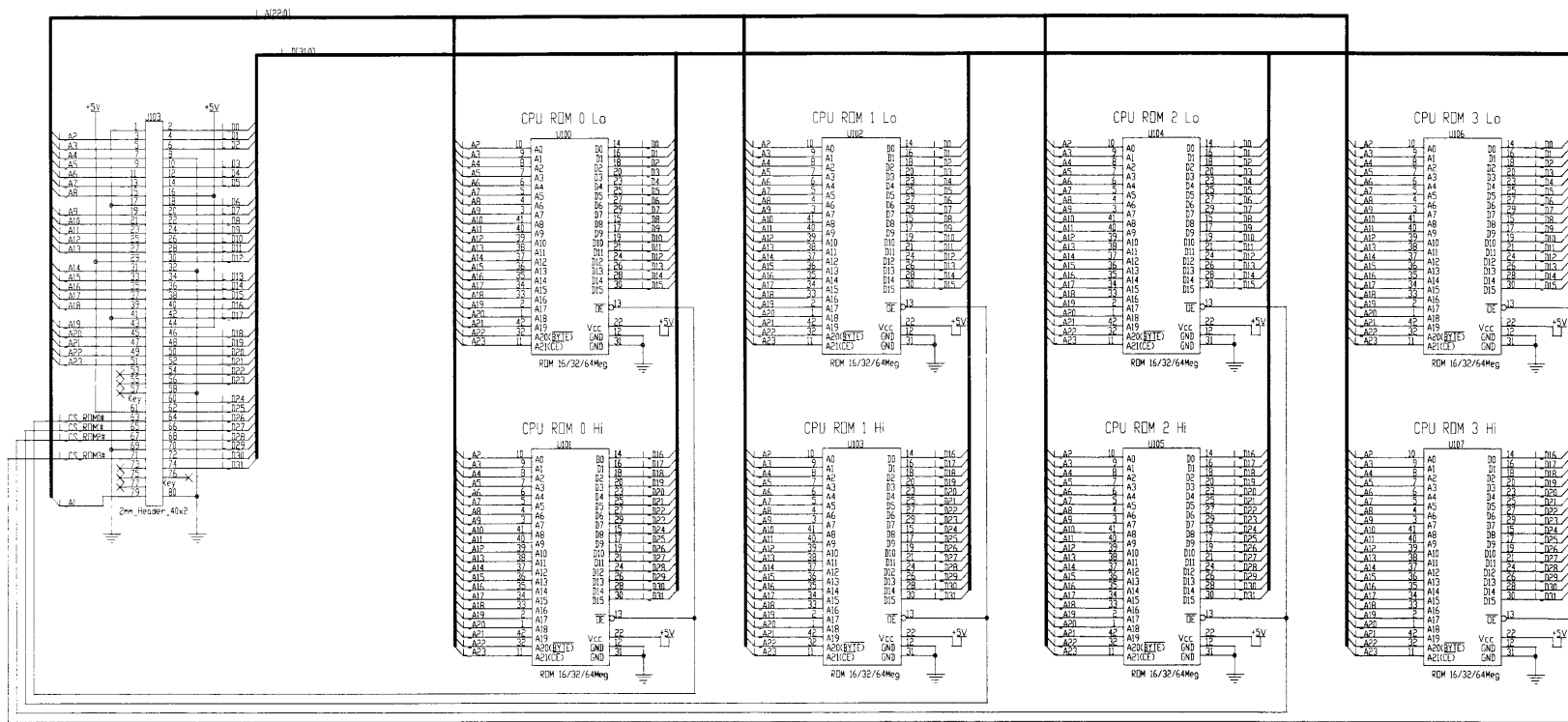
H-22737-2

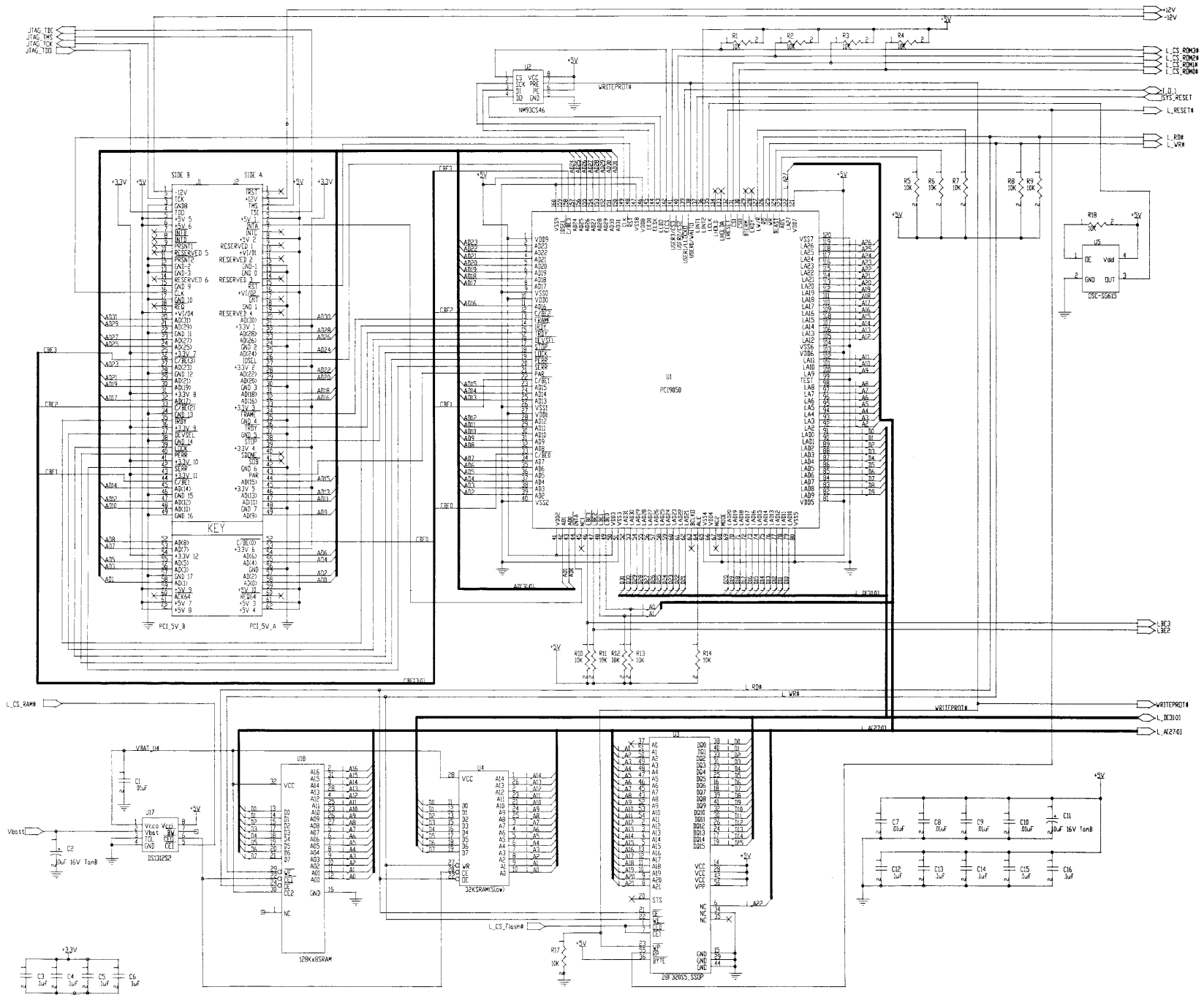
This section is the Back Box

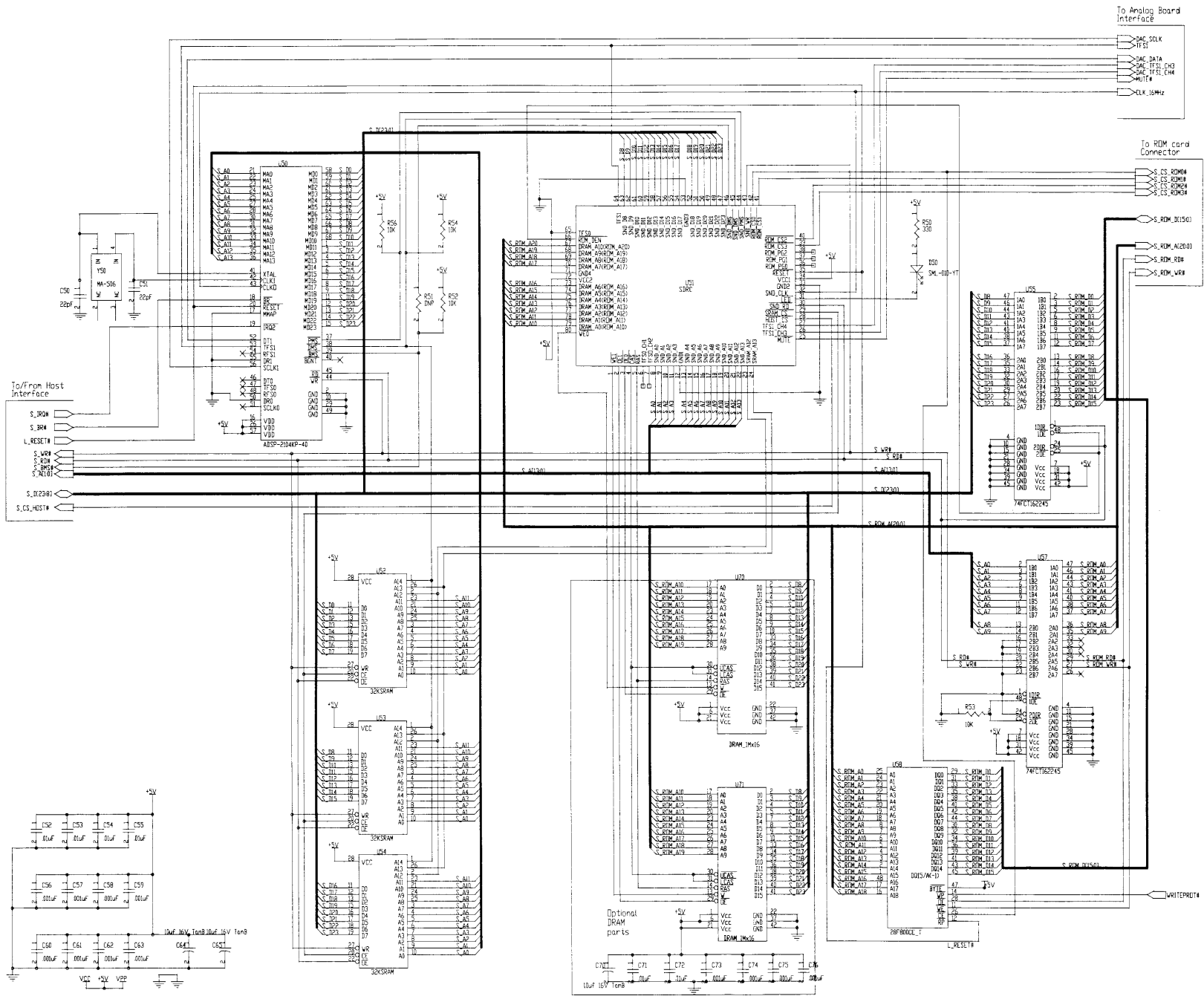
Various Cables to
all the devices, ie
Solenoids, Lamps,
Switches, etc.

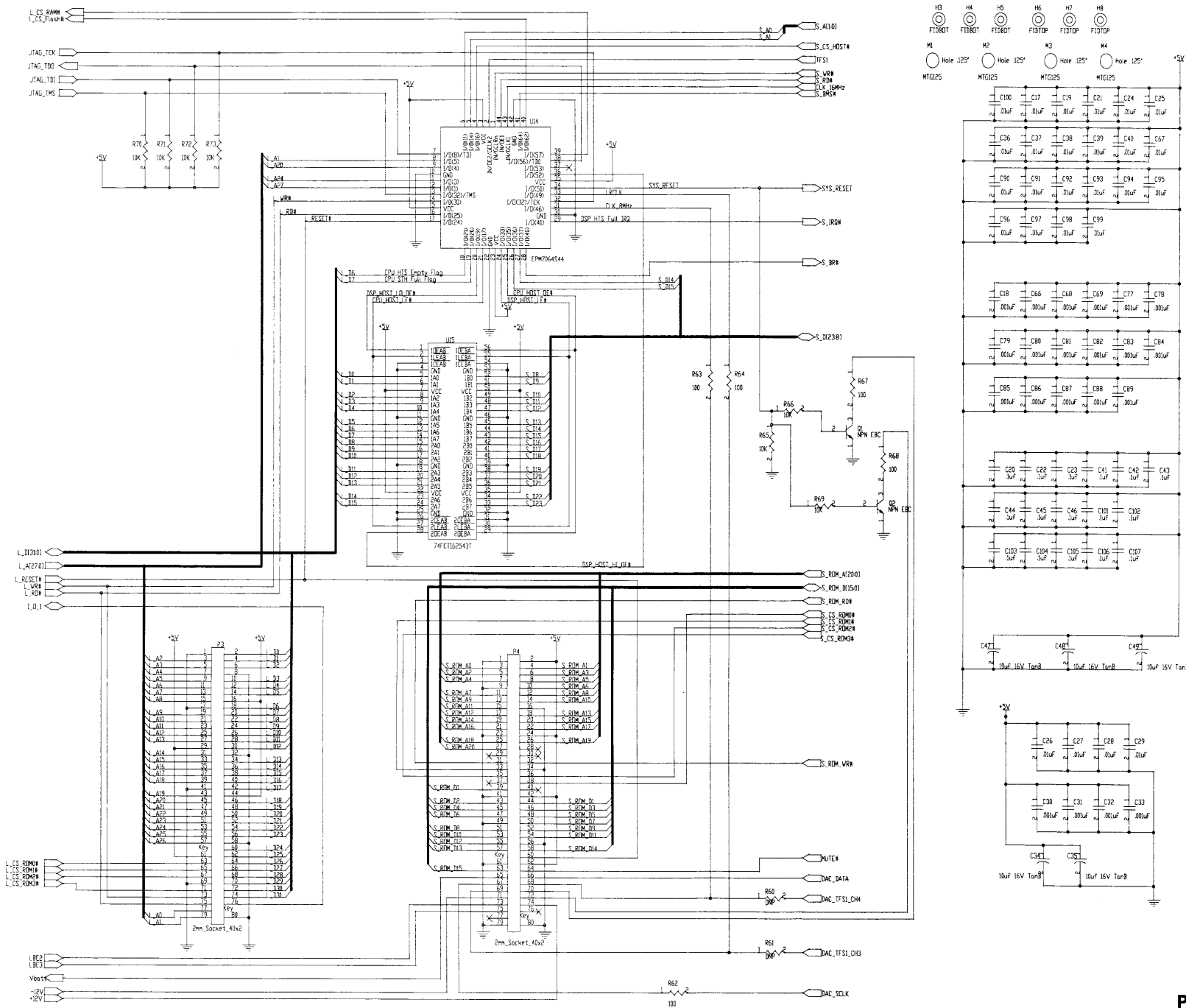
(Part of H-22737-1 wire
harness-but shown
separate for easier
reading)





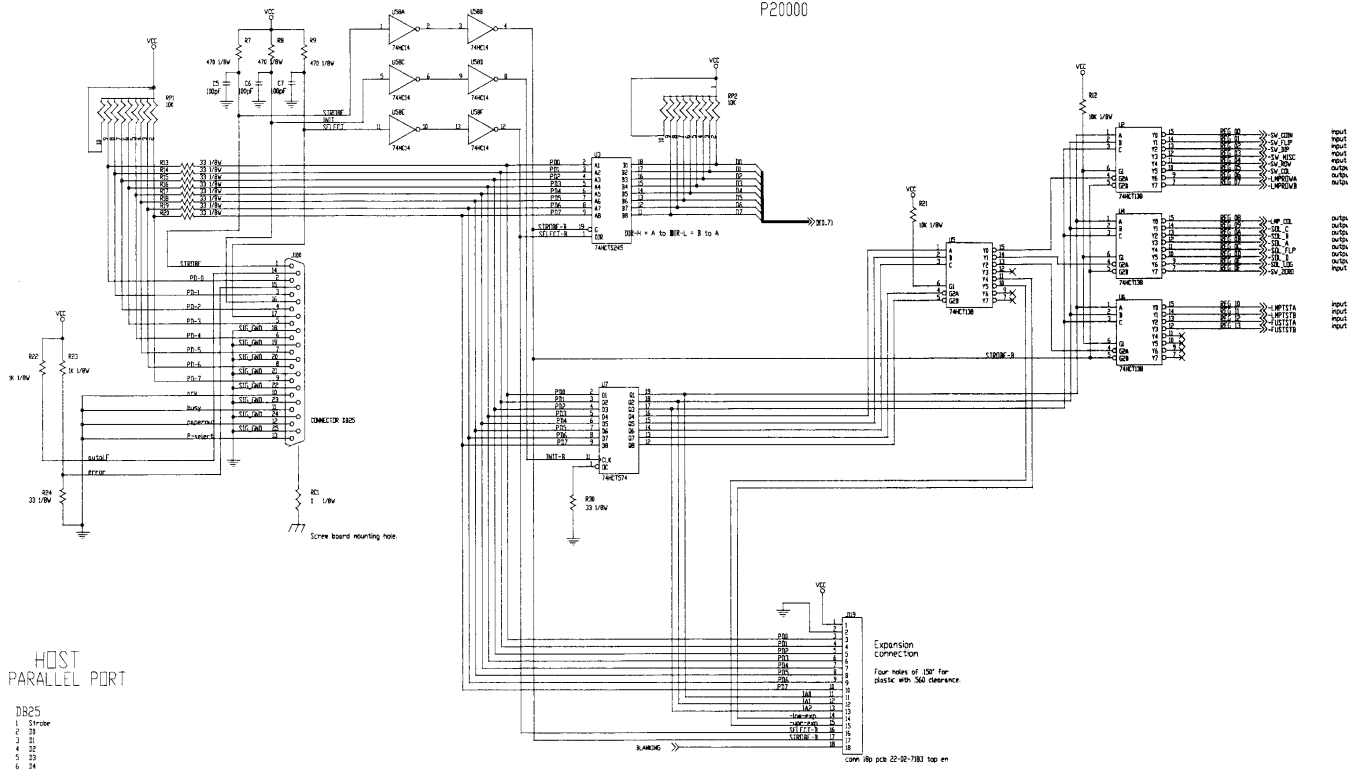






PARALLEL PORT CONTROL FOR

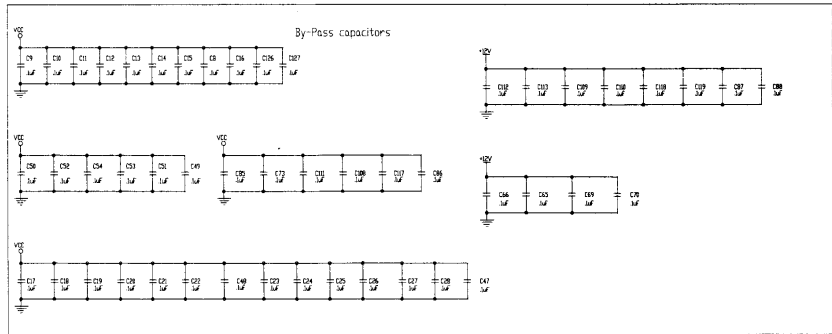
P20000



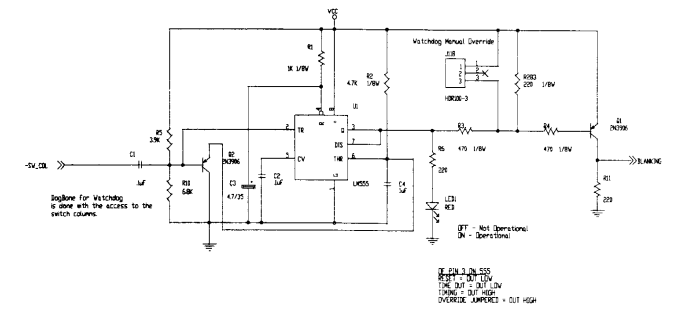
HOST PARALLEL PORT

- DB25
- 1 STROBE
- 2 15
- 3 31
- 4 2
- 5 23
- 6 24
- 7 25
- 8 26
- 9 27
- 10 ACK
- 11 BUSY
- 12 PAPER OUT
- 13 SELECT
- 14 AUTO LINE FEED
- 15 END
- 16 INITIALIZE
- 17 SELECT IN
- 18 SIG GND
- 19 SIG GND
- 20 SIG GND
- 21 SIG GND
- 22 SIG GND
- 23 SIG GND
- 24 SIG GND
- 25 SIG GND

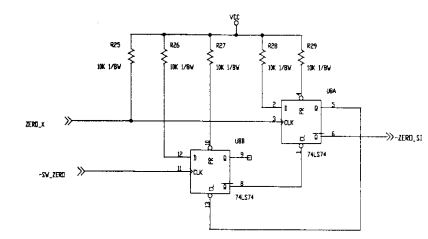
- 1P11/REG
- 1P12/REG
- 1P13/REG
- 1P14/REG
- 1P15/REG
- 1P16/REG
- 1P17/REG
- 1P18/REG
- 1P19/REG
- 1P20/REG
- 1P21/REG
- 1P22/REG
- 1P23/REG
- 1P24/REG
- 1P25/REG
- 1P26/REG
- 1P27/REG
- 1P28/REG
- 1P29/REG
- 1P30/REG
- 1P31/REG
- 1P32/REG
- 1P33/REG
- 1P34/REG
- 1P35/REG
- 1P36/REG
- 1P37/REG
- 1P38/REG
- 1P39/REG
- 1P40/REG
- 1P41/REG
- 1P42/REG
- 1P43/REG
- 1P44/REG
- 1P45/REG
- 1P46/REG
- 1P47/REG
- 1P48/REG
- 1P49/REG
- 1P50/REG
- 1P51/REG
- 1P52/REG
- 1P53/REG
- 1P54/REG
- 1P55/REG
- 1P56/REG
- 1P57/REG
- 1P58/REG
- 1P59/REG
- 1P60/REG
- 1P61/REG
- 1P62/REG
- 1P63/REG
- 1P64/REG
- 1P65/REG
- 1P66/REG
- 1P67/REG
- 1P68/REG
- 1P69/REG
- 1P70/REG
- 1P71/REG
- 1P72/REG
- 1P73/REG
- 1P74/REG
- 1P75/REG
- 1P76/REG
- 1P77/REG
- 1P78/REG
- 1P79/REG
- 1P80/REG
- 1P81/REG
- 1P82/REG
- 1P83/REG
- 1P84/REG
- 1P85/REG
- 1P86/REG
- 1P87/REG
- 1P88/REG
- 1P89/REG
- 1P90/REG
- 1P91/REG
- 1P92/REG
- 1P93/REG
- 1P94/REG
- 1P95/REG
- 1P96/REG
- 1P97/REG
- 1P98/REG
- 1P99/REG
- 1P100/REG



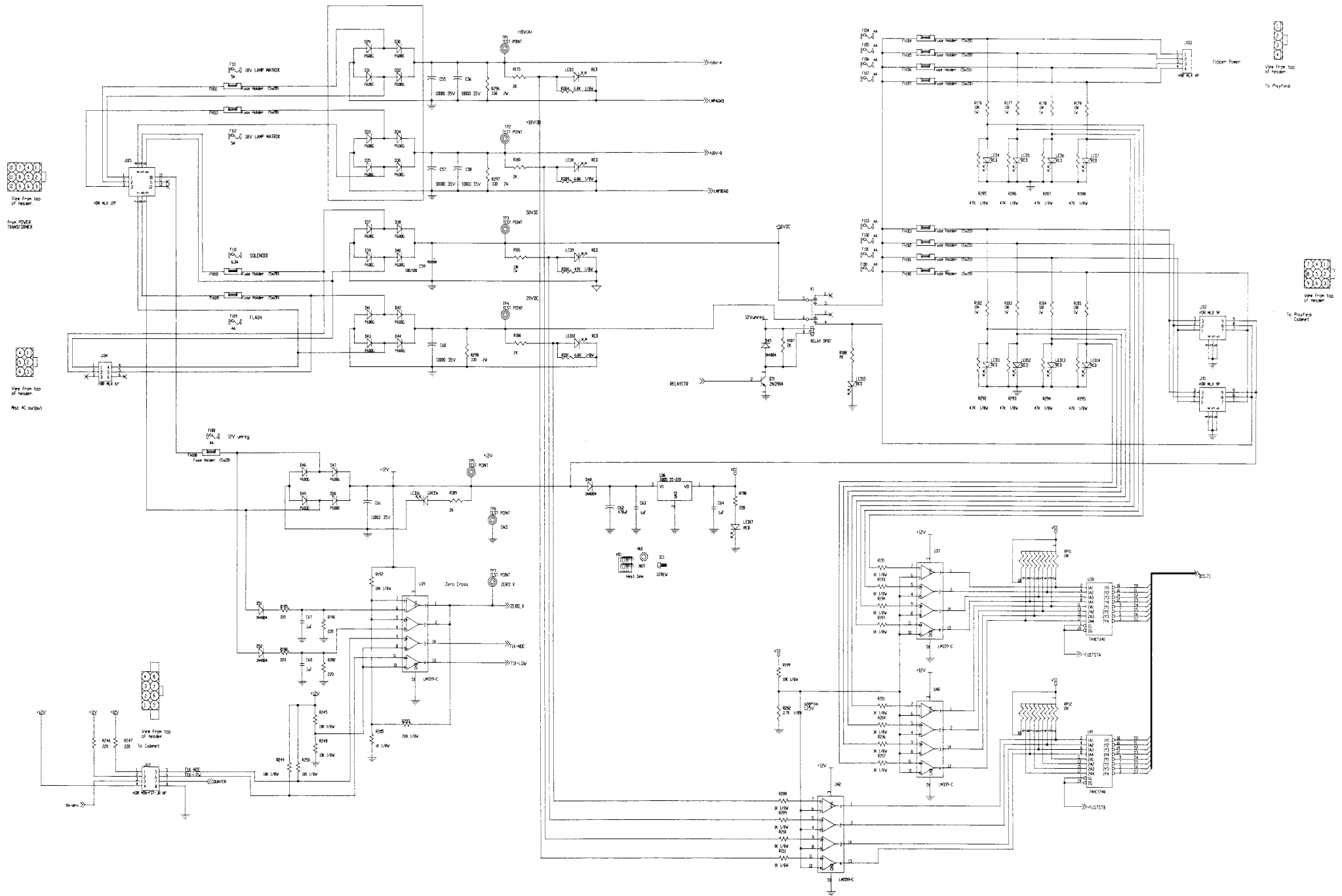
Watchdog circuitry



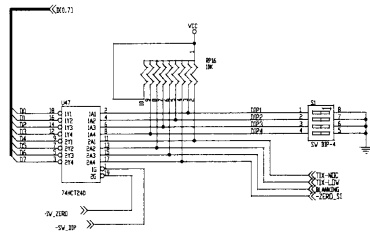
Zero Cross Synchronization Circuitry



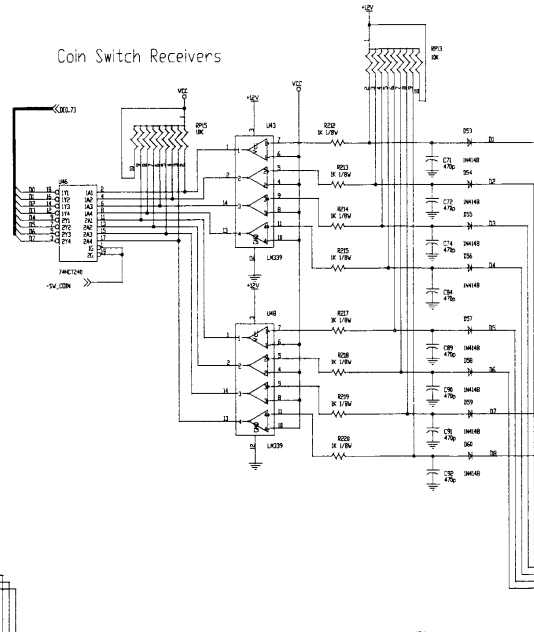
- Page 1 - Parallel interface, decode, watchdog, zero cross conditioner.
- Page 2 - Power Supply Circuitry
- Page 3 - Switch Circuitry
- Page 4 - Dual Lane Write Circuitry
- Page 5 - Schematic



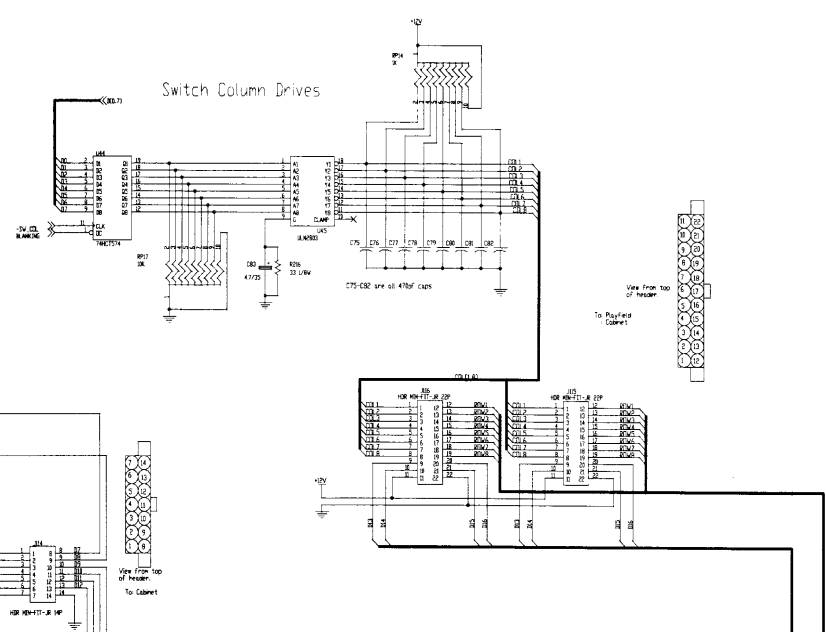
Option Dip Switches & System info



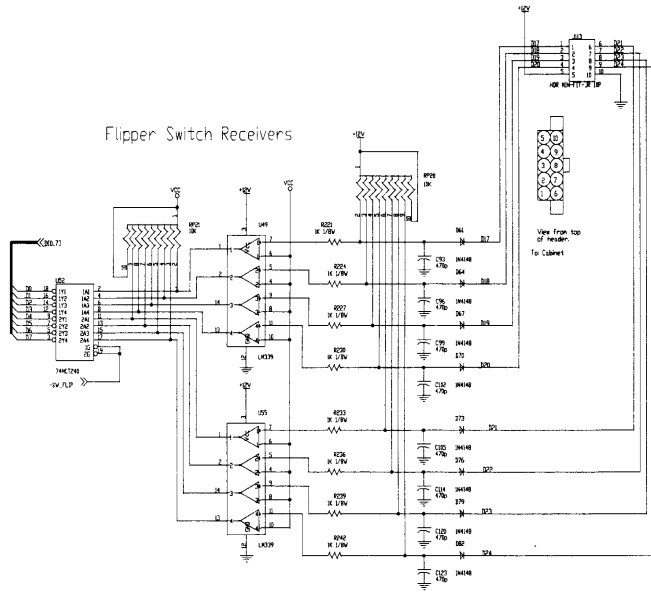
Coin Switch Receivers



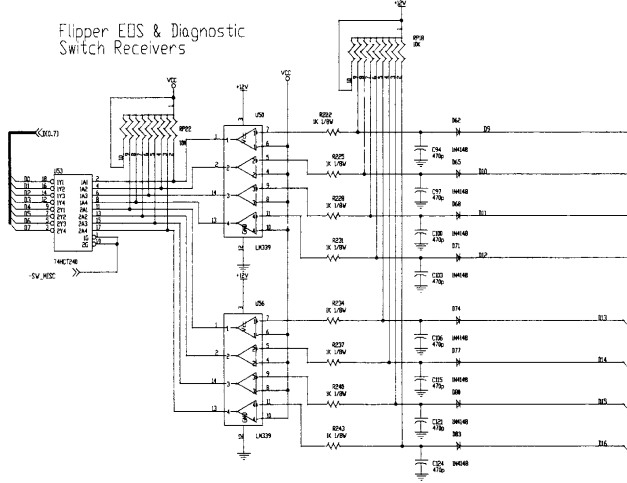
Switch Column Drives



Flipper Switch Receivers



Flipper EDS & Diagnostic Switch Receivers



Switch Row Receivers

